








ALEGRE



BIOSEVIA & BIOPONICS* APPLICATION CHART




ml / 10 L		18 H			12 H				
Weeks		1	2	3	4	5	6	7
		Cuttings		Vegetative	Flowering till end of life				
BioSevia Grow		3	3	15	20				
BioSevia Bloom		3	3			20			
BM				1 g / 10 L					
Diamond Nectar		20				Strengthens the root system Improves the plant's general health			
Mineral Magic		1 coffee spoon, sprinkled at the foot of the stem Increases the resistance to insects and disease. Stabilizes the pH							
BioProtect		5 ml / L			5 ml / L		5 ml / L		Immune system activator (Foliar spray once a week)
BioRoots		2			Root activator				
BioBloom		Flowering activator					2		

GB

SHAKE WELL BEFORE USING

(1/2 or 1L bottle cap = 10 ml)



ORGANISME CERTIFICATEUR
N° 1 192 N° 2006-45392-19
conformément au règlement 1831/2003
certifié par Qualité-France SA
Immeuble Le Guillaumont
92046 PARIS LA DEFENSE CEDEX

Biopole
32500 FLEURANCE FRANCE
Tel. : +33 (0)5 62 06 08 30



FOR HYDROPONICS AND SOIL

GB